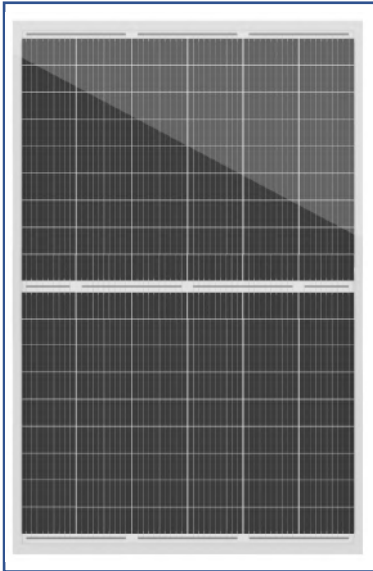



HT54-18X

NEW Large wafer

405W/410W
415W/420W/425W



- Module Efficiency: 21.7%
- No. of Cells 108(6×18)
- Weight 21.0kg
- Dimensions 1724mm×1134mm×30mm
- monocrystalline 182×91mm



Shanghai Aerospace Automobile Electromechanical Co., Ltd.
Website: www.ht-saae.com
E-mail: pvmarketing@ht-saae.com



Factory:
Lianyungang Shenzhou New Energy CO., Ltd.
Turkey HT Solar Energy Joint Stock Company



Half cut cell technology can reduce the internal power loss and improve component overall power. Excellent heat dissipation avoids hot spot production.



The optimized number and width of main gate lines, Maximize the light receiving area of components and Reduce component power consumption.



Designed for high voltage systems of up to 1500 VDC, increasing the string length of solar systems and saving on BoS costs

12Ys

Products warranty

25Ys

Warranty on power output



All the modules are sorted and packaged by amperage, reducing mismatch losses and maximizing system output.

EL

Microcrack resistant Double glass structure enhance reliability, triple EL tested of high quality control.

5W

Positive tolerance 0/+5w guaranteed




Entire module certified to with stand extreme wind(2400 Pa) and snow loads (5400 Pa)

Anti PID

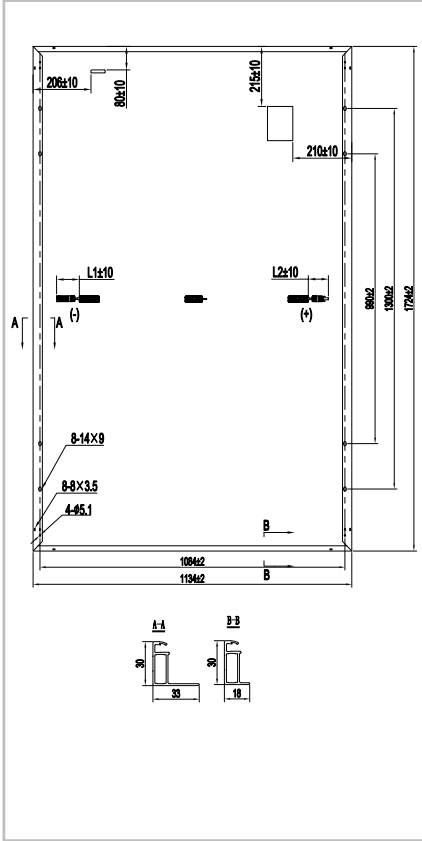
PID resistant

Comprehensive and first-rate certification system

IEC 61215:2016, IEC 61730:2016 Latest Standard ISO 9001, ISO 14001 and ISO 45001, meeting the highest international standards Strict quality control



405W/410W/415W/420W/425W



Electrical Characteristics (STC)

Module Type	HT54-18X				
Maximum Power(Pmax)	405W	410W	415W	420W	425W
Open Circuit Voltage(Voc)	37.19V	37.33V	37.48V	37.63V	37.79V
Short Circuit Current(Isc)	13.91A	13.98A	14.06A	14.14A	14.22A
Maximum Power Voltage(Vmp)	31.31V	31.44V	31.60V	31.74V	31.91V
Maximum Power Current(Imp)	12.95A	13.05A	13.14A	13.24A	13.33A
Module Efficiency	20.7%	21.0%	21.2%	21.5%	21.7%
Power Tolerance	0 ~ +5W				
Maximum System Voltage	1500V DC(IEC)				
Maximum Series Fuse Rating	25A				
Operating Temperature	-40°C to +85°C				

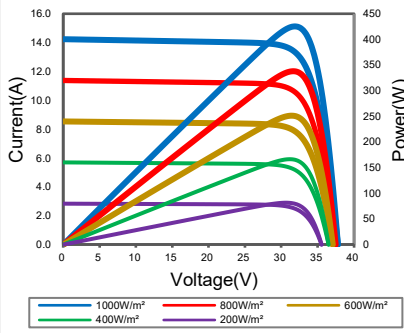
* STC: AM 1.5, Irradiance 1000W/m², module temperature 25°C

Electrical Characteristics (NMOT)

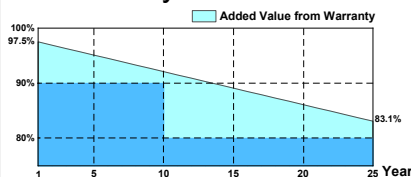
Module Type	HT54-18X				
Maximum Power(Pmax)	301W	305W	309W	312W	316W
Open Circuit Voltage(Voc)	35.25V	35.38V	35.52V	35.67V	35.82V
Short Circuit Current(Isc)	11.23A	11.28A	11.35A	11.41A	11.48A
Maximum Power Voltage(Vmp)	29.68V	29.80V	29.95V	30.08V	30.24V
Maximum Power Current(Imp)	10.14A	10.23A	10.32A	10.37A	10.45A

* NMOT: Irradiance 800W/m², ambient temperature 20°C, wind speed 1m/s

• IV Curves



• Warranty



12-year product warranty*

25-year warranty on power output*

* Specific information is referred to the product quality guarantee

Temperature Coefficient of Pmax	γ (Pm)	-0.33%/K
Temperature Coefficient of Voc	β (Voc)	-0.26%/K
Temperature Coefficient of Isc	α (Isc)	0.042%/K

Solar Cells	Monocrystalline 182× 91mm
No. of Cells	108 (6×18)
Dimensions	1724mm×1134mm×30mm
Weight	21.0kg
Front Glass	High transmission tempered glass
Frame	Anodized aluminum alloy
Junction Box	IP68
Cable	4mm ² (IEC) Length: (+) 200mm, (-) 300mm
Connectors	MC4 / MC4 Compatible
Packaging Configuration	36 pcs/box: 936 pcs/ 40' HQ Container

*The module recycling should be carried out by the professional institutions at the end of module life cycle

*Copyright@2022V1 Plus Specifications are subject to change without further notification