

WP-XXX/A12-120H

120-cell Bifacial Double Glass HJT Solar Module

Mono HJT Module

120 CELL

Power Output Range

620-635W

Maximum System Voltage

1500V

Maximum Efficiency

22.4%

QUALITY BENEFITS



22.4% **Industrial Benchmark**
Up to 22.4% efficiency for double glass module



SMBB

SMBB HJT Half-Cut Technology

Unique 15BB HJT Cell with Half-cut design



Aesthetical Design

Black but transparent outfit, elegant for any rooftop



Maximum Durability & Reliability

15/30 years warranty, long-term high performance ensured



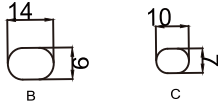
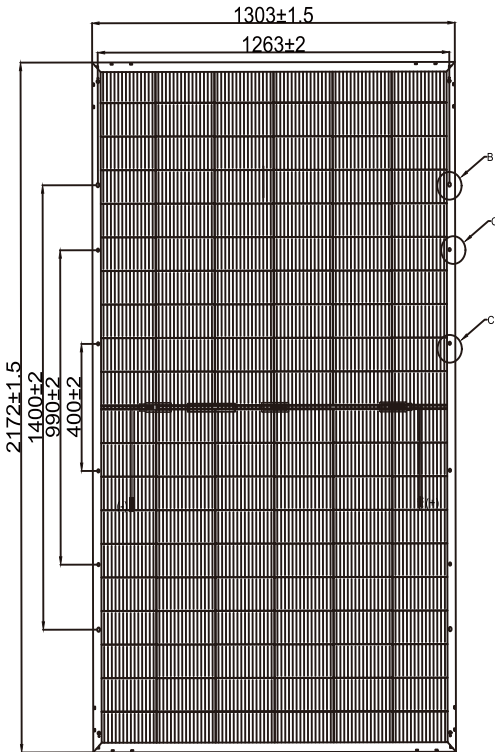
Product Warranty

15
years

Linear Power Warranty

30
years

Engineering Drawings



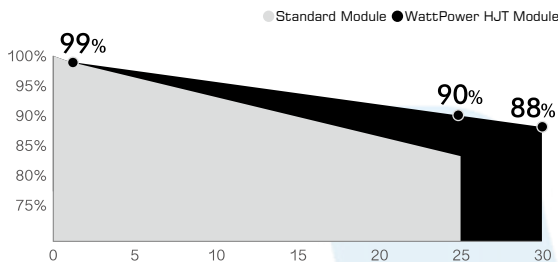
Temperature Characteristics

Nominal Operating Cell Temp. (NOCT)	44 C (±2 C)
Temperature Coefficient of Pmax	-0.26 %/C
Temperature Coefficient of Voc	-0.24 %/C
Temperature Coefficient of Isc	0.04 %/C

Certifications & Warranty

Safety	Class II
Fire Rating	Class A
Product Warranty	15 Yrs Workmanship
Performance Warranty of Pmax	30 Yrs Linear Warranty*

*1st year 99%, after 2nd year 0.375% annual degradation to year 30.



Electrical Characteristics (STC)

Model Number	WP-620/A12 -120H	WP-625/A12 -120H	WP-630/A12 -120H	WP-635/A12 -120H
Maximum Power (Pmax)	620W	625W	630W	635W
Max Module Efficiency(%)	21.9%	22.1%	22.3%	22.4%
Voltage at Max Power (Vmp)	37.69V	37.86V	38.03V	38.19V
Current at Max Power (Imp)	16.45A	16.51A	16.57A	16.63A
Open Circuit Voltage (Voc)	44.95V	45.13V	45.30V	45.48V
Short Circuit Current (Isc)	17.25A	17.31A	17.37A	17.43A
Operating Module Temperature	-40 to +85 C			
Maximum System Voltage	DC1500V (IEC)			
Maximum Series Fuse	30A			
Rating Power Sorting	0~+5W			

*STC: Irradiance 1000 W/m², module temperature 25 C, AM=1.5; Best in Class AAA solar simulator used, power measurement uncertainty is within +/- 3%.

NOCT

	620W	625W	630W	635W
Max. Power at NOCT (Pmax)	471W	475W	479W	483W
Voltage Max. Power (Vmp)	35.97V	36.13V	36.30V	36.45V
Current Max Power (Imp)	13.11A	13.15A	13.20A	13.25A
Open Circuit Voltage (Voc)*	42.90V	43.07V	43.23V	43.41V
Short Circuit Current (Isc)*	13.90A	13.95A	14.00A	14.05A

*NOCT: 800W/m² Irradiance, 20 C ambient temperature, AM=1.5, wind speed 1m/s. Values are based on RETC certified results from a light-soaked module.

BSTC

	620W	625W	630W	635W
Max. Power at NOCT (Pmax)	684W	689W	695W	700W
Voltage Max. Power (Vmp)	37.69V	37.86V	38.03V	38.19V
Current Max Power (Imp)	18.15A	18.20A	18.28A	18.33A
Open Circuit Voltage (Voc)*	44.95V	45.13V	45.30V	45.48V
Short Circuit Current (Isc)*	19.03A	19.08A	19.16A	19.21A

*BSTC: Front side irradiation 1000W/m², back side reflection irradiation 135W/m², spectrum AM1.5, ambient temperature 25 C.

Mechanical Characteristics

Laminate Structure	Glass/ POE/ Cells/ POE/ Glass
Cell Type	HJT Mono 210 x 105 mm
Cell Connection	120 (60x2)
Module Dimensions	2172x 1303x 35 mm
Weight	35.3 kg
Junction Box	IP67 / IP68
Output Cable	4mm ² , 200mm in length, length can be customized
Connectors Type	UV Resistant Cable/Compatible MC4
Frame	Anodised Aluminum Alloy
Glass Thickness	(F) 2.0mm Anti-Reflective surface Solar Glass, (B) 2.0mm Solar Glass

* Mechanical load test report per Solar PTL (IEC 61730)

Packing Information

Module per Pallet	31 pcs
Module per 40' container	620 pcs